

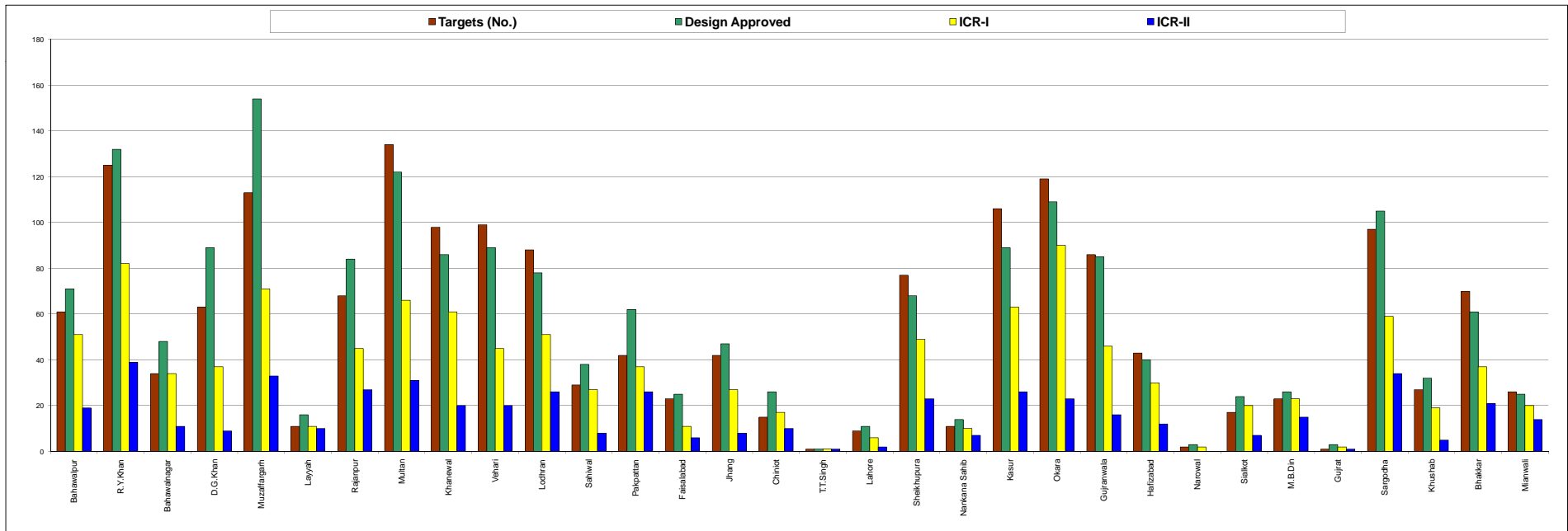


PROGRAM MANAGEMENT UNIT
Punjab Irrigated-Agriculture Productivity Improvement Project (PIPIP)
Weekly Progress Report (as on 06.01.2017)



Status of Various Activities on Un-improved (Regular) Watercourses (2016-17)

Activity	Bahawalpur	R.Y.Khan	Bahawalnagar	D.G.Khan	Muzaffargarh	Layyah	Rajapur	Multan	Khanewal	Vehari	Lodhran	Sahiwal	Pakpattan	Faisalabad	Jhang	Chinot	T.T.Singh	Lahore	Sheikhpura	Nankana Sahib	Kasur	Okara	Gujranwala	Hafizabad	Narowal	Sialkot	M.B.Din	Gujrat	Sargodha	Khushab	Bhakkar	Mianwali	Total
Targets (No.)	61	125	34	63	113	11	68	134	98	99	88	29	42	23	42	15	1	9	77	11	106	119	86	43	2	17	23	1	97	27	70	26	1760
Design Approved	71	132	48	89	154	16	84	122	86	89	78	38	62	25	47	26	1	11	68	14	89	109	85	40	3	24	26	3	105	32	61	25	1863
ICR-I	51	82	34	37	71	11	45	66	61	45	51	27	37	11	27	17	1	6	49	10	63	90	46	30	2	20	23	2	59	19	37	20	1150
ICR-II	19	39	11	9	33	10	27	31	20	20	26	8	26	6	8	10	1	2	23	7	26	23	16	12	0	7	15	1	34	5	21	14	510
Funds transferred (Million)	36.93	67.03	14.89	9.65	39.96	19.76	23.38	35.55	30.32	9.10	6.28	13.80	37.48	6.50	6.83	14.07	3.22	2.89	13.75	3.74	55.28	43.70	12.26	5.43	0.62	2.29	23.14	1.29	57.91	14.78	20.97	13.17	645.97



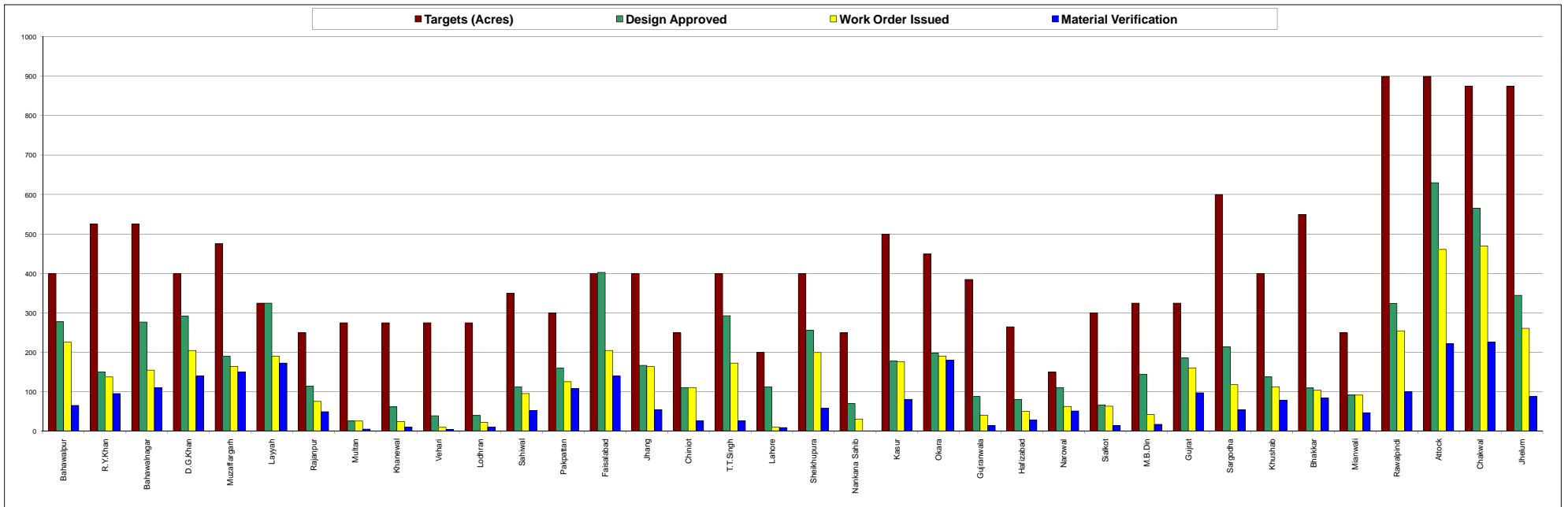
Activity	TBAP uptill 31.12.2016	Achievements uptill 06.01.2017	Remarks
Design Approved	1760	1863	Ahead TBAP
ICR-I	1267	1150	Behind TBAP
ICR-II	634	510	Behind TBAP



PROGRAM MANAGEMENT UNIT
Punjab Irrigated-Agriculture Productivity Improvement Project (PIPIP)
Weekly Progress Report (as on 06.01.2017)
Status of Various Activities on HEIS Schemes (2016-17)



Activity	Bahawalpur	R.Y.Khan	Bahawalnagar	D.G.Khan	Muzaffargarh	Layyah	Rajanpur	Multan	Khanewal	Vehari	Lodhran	Sahiwal	Pakpattan	Faisalabad	Jhang	Chiniot	T.T.Singh	Lahore	Sheikhpura	Nankana Sahib	Kasur	Okara	Gujranwala	Hafizabad	Narowal	Sialkot	M.E.Din	Gujrat	Sargodha	Khushab	Bhakkar	Mianwali	Rawalpindi	Attock	Chakwal	Jhelum	Total
Targets (Acres)	400	525	525	400	475	325	250	275	275	275	275	350	300	400	400	250	400	200	400	250	500	450	385	265	150	300	325	325	600	400	550	250	900	900	875	875	15000
Design Approved	278	150	277	292	191	325	114	26	62	40	40	113	161	403	167	111	293	113	256	70	178	198	88	81	111	67	145	186	214	138	110	92	324	630	566	345	6954
Work Order Issued	226	138	155	205	165	190	76	26	25	10	23	96	126	205	164	111	173	11	200	31	177	191	41	51	63	64	43	160	118	113	104	92	255	461	470	261	5020
Material Verification	66	96	110	140	150	173	50	6	11	5	10	53	108	140	55	27	27	9	58	0	81	181	15	28	52	15	18	98	55	79	84	47	101	222	226	88	2683



Activity	TBAP uptill 31.12.2016	Achievements uptill 06.01.2017	Remarks
Design Approved	10200	6954	Behind TBAP
Work Order Issued	5850	5020	Behind TBAP
Material Verification	4350	2683	Behind TBAP

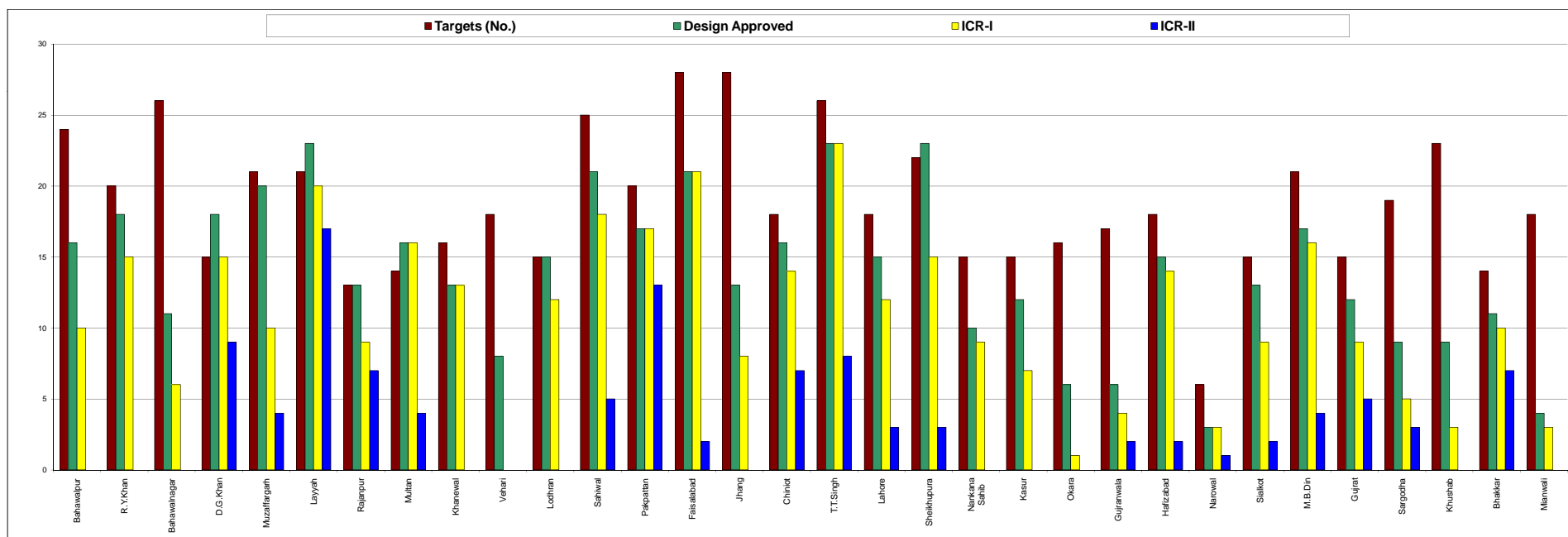


PROGRAM MANAGEMENT UNIT
Punjab Irrigated-Agriculture Productivity Improvement Project (PIPIP)
Weekly Progress Report (as on 06.01.2017)



Status of Various Activities on Optimizing Watercourse Conveyance Efficiency Through Enhancing Lining Length (ADP Funded) 2016-17

Activity	Bahawalpur	R. Y. Khan	Bahawalnagar	D. G. Khan	Muzaffargarh	Layyah	Rajapur	Multan	Khanewal	Vehari	Lodhran	Sahiwal	Pakpattan	Faisalabad	Jhang	Chiniot	T. T. Singh	Lahore	Sheikhpura	Nankana Sahib	Kasur	Okara	Gujranwala	Hafizabad	Narowal	Sialkot	M. B. Din	Gujrat	Sargodha	Khushab	Bhakar	Mianwali	Total
Targets (No.)	24	20	26	15	21	21	13	14	16	18	15	25	20	28	28	18	26	18	22	15	15	16	17	18	6	15	21	15	19	23	14	18	600
Design Approved	16	18	11	18	20	23	13	16	13	8	15	21	17	21	13	16	23	15	23	10	12	6	6	15	3	13	17	12	9	9	11	4	447
ICR-I	10	15	6	15	10	20	9	16	13	0	12	18	17	21	8	14	23	12	15	9	7	1	4	14	3	9	16	9	5	3	10	3	347
ICR-II	0	0	0	9	4	17	7	4	0	0	0	5	13	2	0	7	8	3	3	0	0	0	2	2	1	2	4	5	3	0	7	0	108



Activity	TBAP uptill 31.12.2016	Achievements uptill 06.01.2017	Remarks
Design Approved	600	447	Behind TBAP
ICR-I	300	347	Ahead TBAP
ICR-II	150	108	Behind TBAP

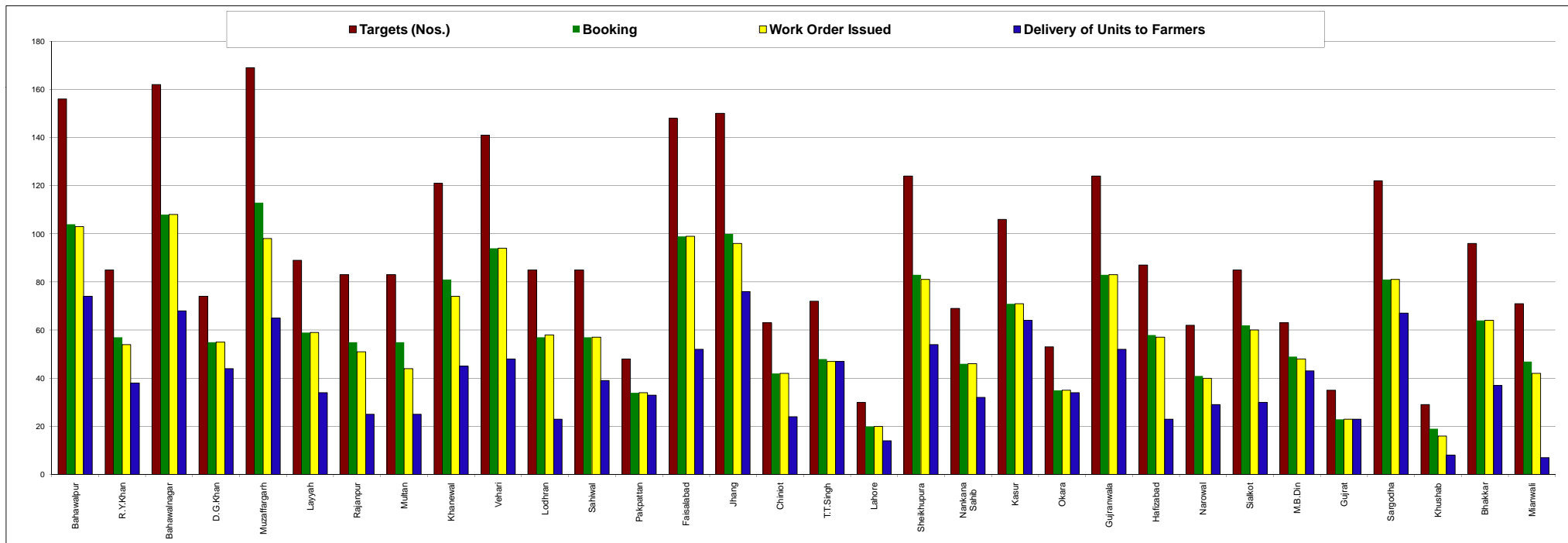


PROGRAM MANAGEMENT UNIT
Punjab Irrigated-Agriculture Productivity Improvement Project (PIPIP)
Weekly Progress Report (as on 06.01.2017)



Status of Various Activities on Provision of LASER Land Leveling Services to the Farmers / Service Providers (2016-17)

Activity	Bahawalpur	R.Y.Khan	Bahawalnagar	D.G.Khan	Muzaffargarh	Layyah	Rajanpur	Multan	Khanewal	Vehari	Lodhran	Sahwal	Pakpattan	Faisalabad	Jhang	Chiniot	T.T.Singh	Lahore	Shekhpura	Nankana Sahib	Kasur	Okara	Gujranwala	Hafizabad	Narowal	Sialkot	M.E.Din	Gujrat	Sargodha	Khushab	Bhakkar	Mianwali	Total
Targets (Nos.)	156	85	162	74	169	89	83	83	121	141	85	85	48	148	150	63	72	30	124	69	106	53	124	87	62	85	63	35	122	29	96	71	2970
Booking	104	57	108	55	113	59	55	55	81	94	57	57	34	99	100	42	48	20	83	46	71	35	83	58	41	62	49	23	81	19	64	47	2000
Work Order Issued	103	54	108	55	98	59	51	44	74	94	58	57	34	99	96	42	47	20	81	46	71	35	83	57	40	60	48	23	81	16	64	42	1940
Delivery of Units to Farmers	74	38	68	44	65	34	25	25	45	48	23	39	33	52	76	24	47	14	54	32	64	34	52	23	29	30	43	23	67	8	37	7	1277



Activity	TBAP uptill 31.12.2016	Achievements uptill 06.01.2017	Remarks
Booking	1990	2000	Ahead TBAP
Work Order Issued	1990	1940	Behind TBAP
Unit Delivered	1188	1277	Ahead TBAP